

2022 Annual Report

Lenoir Fire Department



**145 Years of Service
1877-2022**

Mission & Vision

“The mission of Lenoir Fire Department is to provide public safety in the form of Fire Prevention, Fire Protection, Rescue Services and Emergency Medical Care. We will constantly Strive to improve the quality of life for the citizens of Lenoir.”

“To be aggressively proactive with respect to traditions and the realization of progression.”

Our Core Values

- *“Customer Service”* – Above all else, we realize that we are here to meet the needs of the public. We treat all customers with respect, dignity, fairness, and compassion.
- *“Professionalism”* – We conduct ourselves at all times in a manner befitting the oath we swore to uphold.
- *“Integrity”* – We live according to our Code of Conduct that governs our behavior both on and off the job.
- *“Respect”* – We always treat others as they desire to be treated.
- *“Innovation”* – We inspire our employees to take risks that improve our organization and advance our profession. We are responsive to the ever changing needs of our community.
- *“Trust”* – We trust one another to prepare in such a way that puts the safety, effectiveness, and reputation of the team and the department first.

Office of the Chief

I am pleased to present this Annual Report which provides an overview of the Fire Department's Operations for the year 2022. With the departments daily operation returning to pre-pandemic conditions our

Staff has diligently worked to maintain the standards set forth by the department. With COVID still a possible threat to the city, the fire department was still able to participate in and accomplish many of the objectives set forth by the cities leaders. 2022 showed a 16% increase in service calls over the 2021 year. The following points are explained further in the presentation ahead.

I am very proud of every member of our department. Through this year they bestowed a great sense of responsibility to the fire service and citizens; they also presented a great sense of loyalty to the fire department and the City. So thank you to each of our members for being great servants to our City and citizens and especially thank you for all you do everyday.

Note: this annual report is only a summation of operational activities for the year and for further details of what all our department and staff perform daily, we request for you to please view our quarterly reports posted on the City's website under the Fire Department Reports.

Thank you,

Kenny Nelson Interim

Fire Chief

2022 Accomplishments & Highlights

- We were able to sign the contracts to purchase a new Rescue Pumper Truck. This new apparatus will transition the current 2004 Rescue Truck and give us capabilities to haul necessary rescue equipment but will also provide water and a pump which the current apparatus does not allow. This should expand our capabilities to further enhance our service to the citizens. This new truck was purchased through HGAC which is a group purchasing organization along with funding through the ARP available funds. The costs associated with the purchase of this new apparatus is just over \$695,000.
- We were able to purchase a new 2022 Chevrolet Silverado 1500 pick-up truck to be used by the Fire Marshal. With the new duties that were placed upon the Fire Marshal we needed a vehicle that could carry the necessary equipment needed to perform the function of Fire Investigations and Emergency Management without contaminating the passenger area of the vehicle. This new truck was purchased for \$38,000 through the Sheriff's Association Purchasing contract. The former Kia Optima was transferred to the Police Department for their utilization.
- We provided numerous medical stand-by for City events and back-up ambulance stand-by for High and Middle School football programs.

2022 Accomplishments & Highlights

- We are continuing our smoke alarm campaign. We installed smoke alarms for citizens that could not provide their own to improve their chances of surviving a fire in their residence. The state currently provides the smoke alarms at no cost for distribution but we only receive 54 alarms per year. The City Financial Director allowed us to implement a program with City funds to purchase an additional 100 alarms. The smoke alarms are not given to an individual. Our staff installs the devices and completes the paperwork needed by the state. This program has been a success for our department for many years and is a great community outreach program.
- We had several members participate in the City's two "Litter Sweep" events this year. During April's event we had 16 members participate and we collected 21 bags of litter. This is a great initiative started by the Customer Service Team to help beautify our community and bring awareness to the citizens of other services the City of Lenoir offers the community.
- Two of our staff were involved in the CIS mentoring program at William Lenoir Middle School.

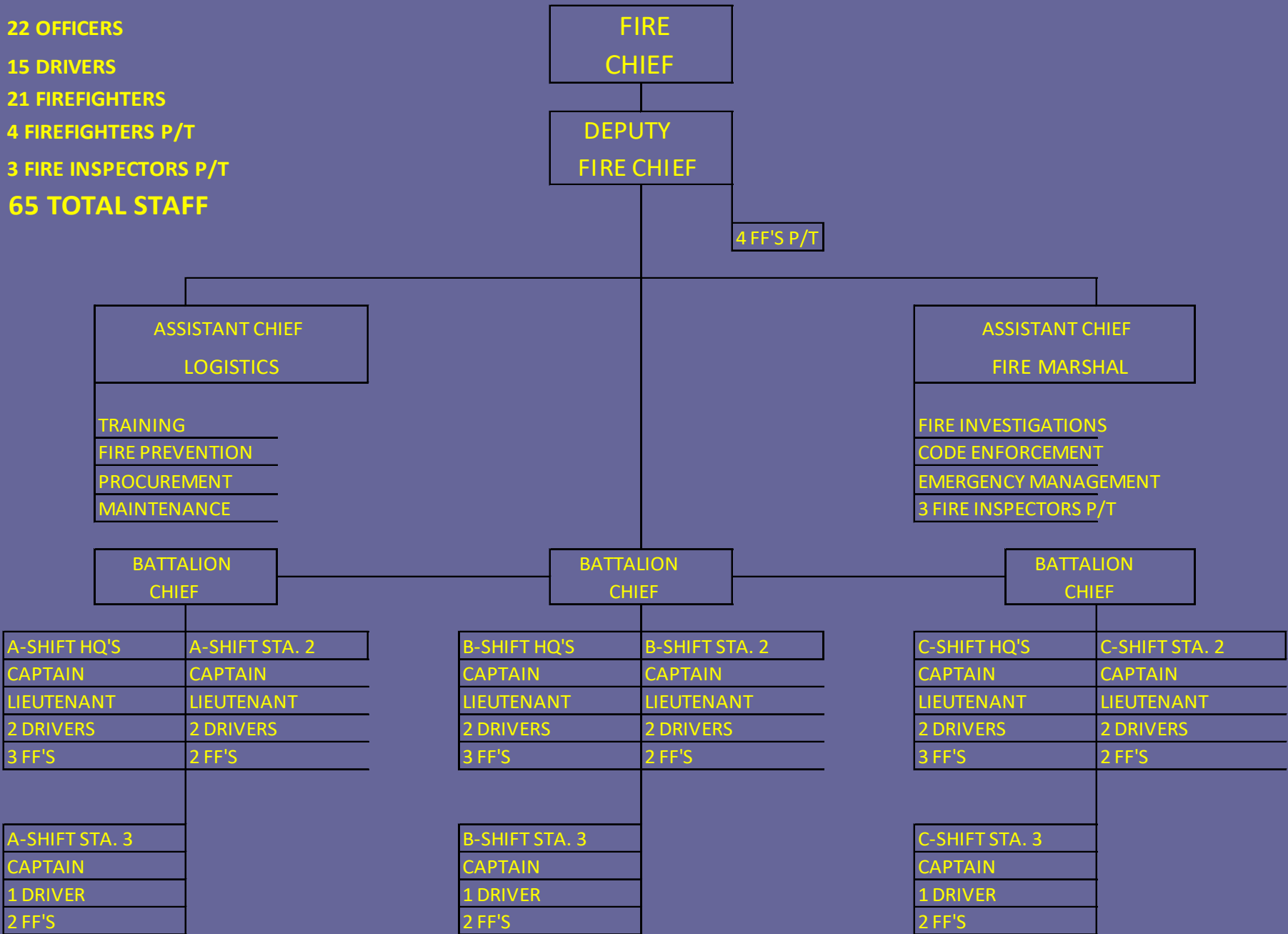
2022 Accomplishments & Highlights

- We received two grants from the North Carolina League of Municipalities. These grants were a 50/50 match of up to \$10,000 for each section of the grant. This grant helped us to purchase a hose roller and a hose tester. The cost to our budget was \$5,894.
- ISO Class 2. In the state of North Carolina there are 1,533 rated fire districts. The City of Lenoir is rated as a Class 2 fire district. The classification scale rates 1 to be the best protected and 9s the worst protected. Including all 1,533 fire districts, only 13 cities have a better fire rating than the City of Lenoir. Another 15 share our class 2 fire rating. The City of Lenoir Fire Departments fire rating is within the top 2% of all the fire departments in North Carolina.
- Also we assisted several other City departments throughout the year including maintenance, fleet services, parks and recreations, cemetery and grounds, and sanitation to complete some of their projects.

2022 Accomplishments & Highlights

- With the City Manager and Finance Director's help we were able to implement a part-time Fire Inspections program. This initiative aids in the City Council's push to improve Code Enforcement. We were able to hire three positions whom each work eight hours a week to aid with Fire Inspections. We have over 1,500 businesses and multi-family properties that require periodic inspections and we were not even getting a third of them performed annually. It is our belief that with this new program we should be able to achieve closer to 80-90% inspection rate for these properties. Before the implementation we were averaging approximately 40 inspections a month and since then we are seeing our averages go above 100 monthly currently. The more inspections that we can achieve properties should come into compliance of current International Building and Fire Codes and improve fire safety for their properties, occupants and owners.

22 OFFICERS
15 DRIVERS
21 FIREFIGHTERS
4 FIREFIGHTERS P/T
3 FIRE INSPECTORS P/T
65 TOTAL STAFF



FIRE CHIEF

DEPUTY FIRE CHIEF

4 FF'S P/T

ASSISTANT CHIEF
LOGISTICS

ASSISTANT CHIEF
FIRE MARSHAL

TRAINING
FIRE PREVENTION
PROCUREMENT
MAINTENANCE

FIRE INVESTIGATIONS
CODE ENFORCEMENT
EMERGENCY MANAGEMENT
3 FIRE INSPECTORS P/T

BATTALION CHIEF

BATTALION CHIEF

BATTALION CHIEF

| | |
|--------------|----------------|
| A-SHIFT HQ'S | A-SHIFT STA. 2 |
| CAPTAIN | CAPTAIN |
| LIEUTENANT | LIEUTENANT |
| 2 DRIVERS | 2 DRIVERS |
| 3 FF'S | 2 FF'S |

| | |
|--------------|----------------|
| B-SHIFT HQ'S | B-SHIFT STA. 2 |
| CAPTAIN | CAPTAIN |
| LIEUTENANT | LIEUTENANT |
| 2 DRIVERS | 2 DRIVERS |
| 3 FF'S | 2 FF'S |

| | |
|--------------|----------------|
| C-SHIFT HQ'S | C-SHIFT STA. 2 |
| CAPTAIN | CAPTAIN |
| LIEUTENANT | LIEUTENANT |
| 2 DRIVERS | 2 DRIVERS |
| 3 FF'S | 2 FF'S |

| |
|----------------|
| A-SHIFT STA. 3 |
| CAPTAIN |
| 1 DRIVER |
| 2 FF'S |

| |
|----------------|
| B-SHIFT STA. 3 |
| CAPTAIN |
| 1 DRIVER |
| 2 FF'S |

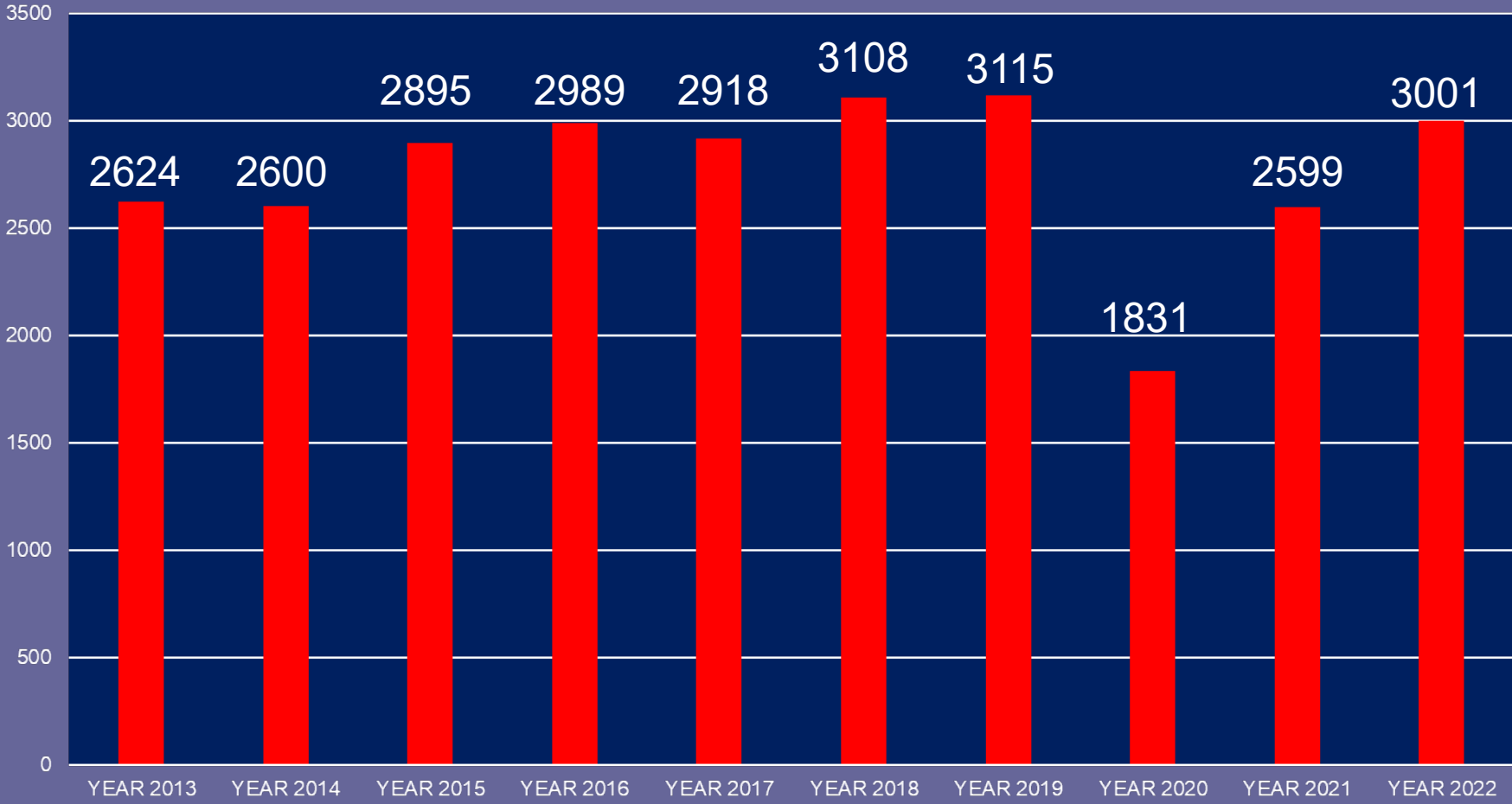
| |
|----------------|
| C-SHIFT STA. 3 |
| CAPTAIN |
| 1 DRIVER |
| 2 FF'S |

LENOIR FIRE DEPARTMENT

2022 ANNUAL REPORT

Incident Responses

TEN YEAR COMPARISON OF INCIDENT CALLS

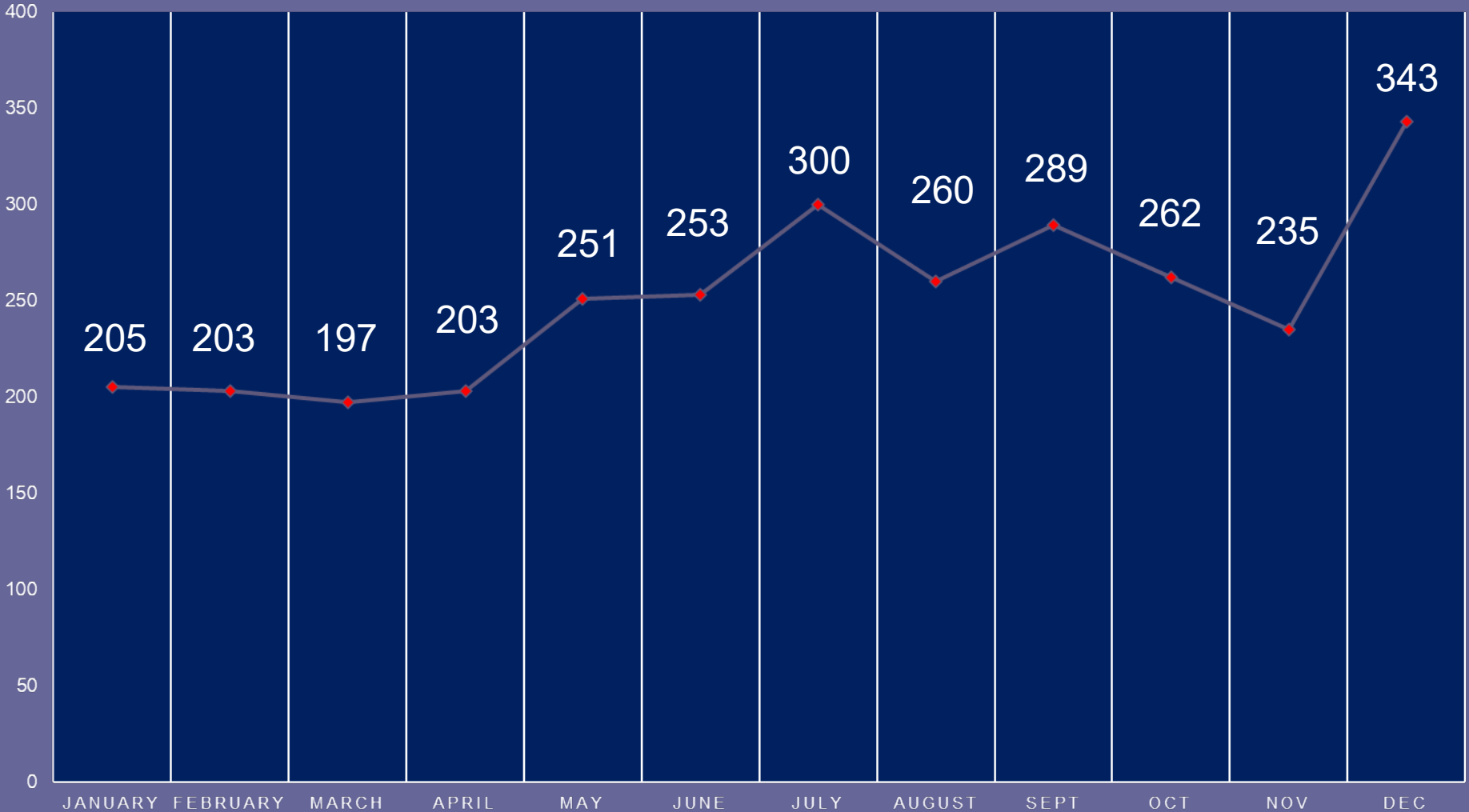


LENOIR FIRE DEPARTMENT

2022 ANNUAL REPORT

Calls per month

CALLS PER MONTH



LENOIR FIRE DEPARTMENT

2022 ANNUAL REPORT

Responses by Districts

3,001 Total Calls for Service in 2022

Station #1 – 1,921 Responses, 64% of total calls

Station #2 – 705 Responses, 23.5% of total calls

Station #3 – 375 Responses, 12.5% of total calls

LENOIR FIRE DEPARTMENT

2022 ANNUAL REPORT

Suppression Report

| <u>Fires</u> | 2022 | 2021 |
|--|------------|------------|
| Building fires | 43 | 24 |
| Vehicle fires | 19 | 18 |
| Brush or grass fires | 16 | 55 |
| Trash or dumpster fires | 12 | 16 |
| Other fires | 2 | 15 |
| Total Fire calls | 102 | 128 |
| <u>False Alarms</u> | | |
| Alarm system sounded, no fire | 170 | 93 |
| Smoke detector activation due to malfunction | 65 | 133 |
| Sprinkler activation due to malfunction | 40 | 25 |
| False alarm, other & Bomb Threats | 43 | 109 |
| Total suppression calls | 360 | 360 |

Average Response Time for 2022 Calls – 4:04 Minutes

***After we have been dispatched**

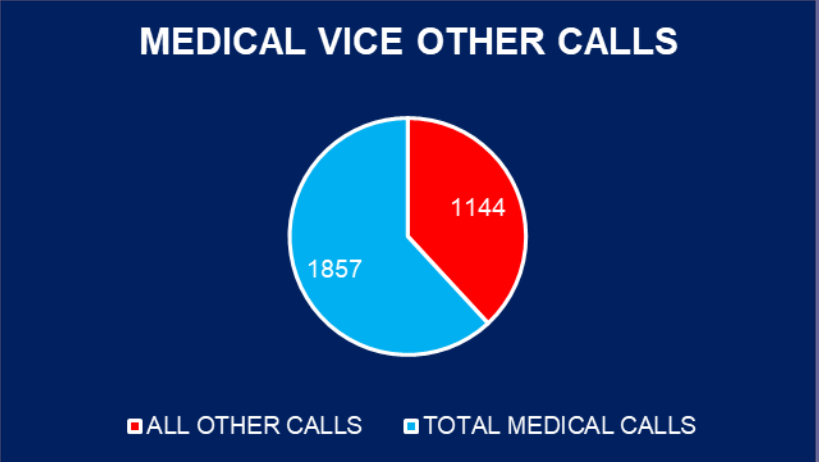
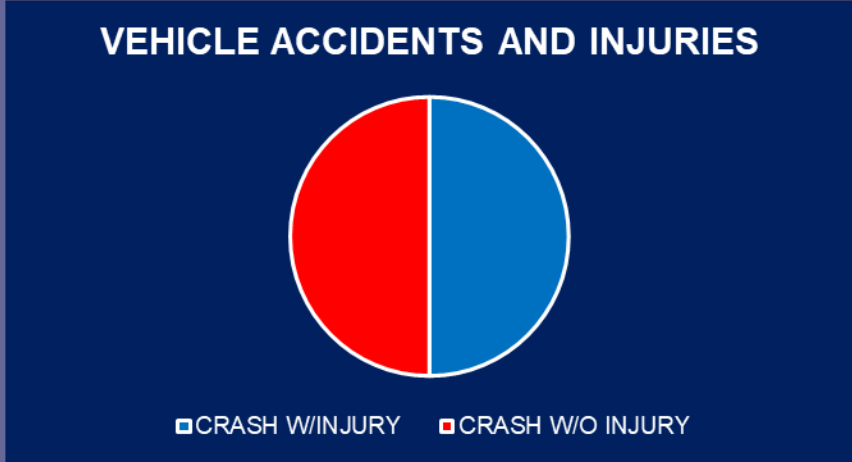
LENOIR FIRE DEPARTMENT

2022 ANNUAL REPORT

EMS Calls

| | 2022 | 2021 |
|--------------------------|-------|------|
| Medical calls | 1,518 | 1257 |
| EMS Lift Assistance* | 72 | 73 |
| Assist Invalid* | 29 | 40 |
| 10-50 Personal Injury | 119 | 88 |
| 10-50 No Personal Injury | 119 | 168 |

Total Medical Calls **1857** **1626**



LENOIR FIRE DEPARTMENT
2022 ANNUAL REPORT
Miscellaneous Call Report

| | <u>2022</u> | <u>2021</u> |
|---|-------------|-------------|
| Hazardous Condition/Materials Spills or Leaks | 44 | 90 |
| Public Service Calls | 216 | 264 |
| Rescue Calls | 42 | 104 |
| Cover Assignment/Stand-by | 112 | 8 |
| Severe Weather Calls | 29 | 19 |
| Total Miscellaneous Calls | 443 | 485 |

LENOIR FIRE DEPARTMENT

2022 ANNUAL REPORT

Training

Hours

Total Training In-House

17,103

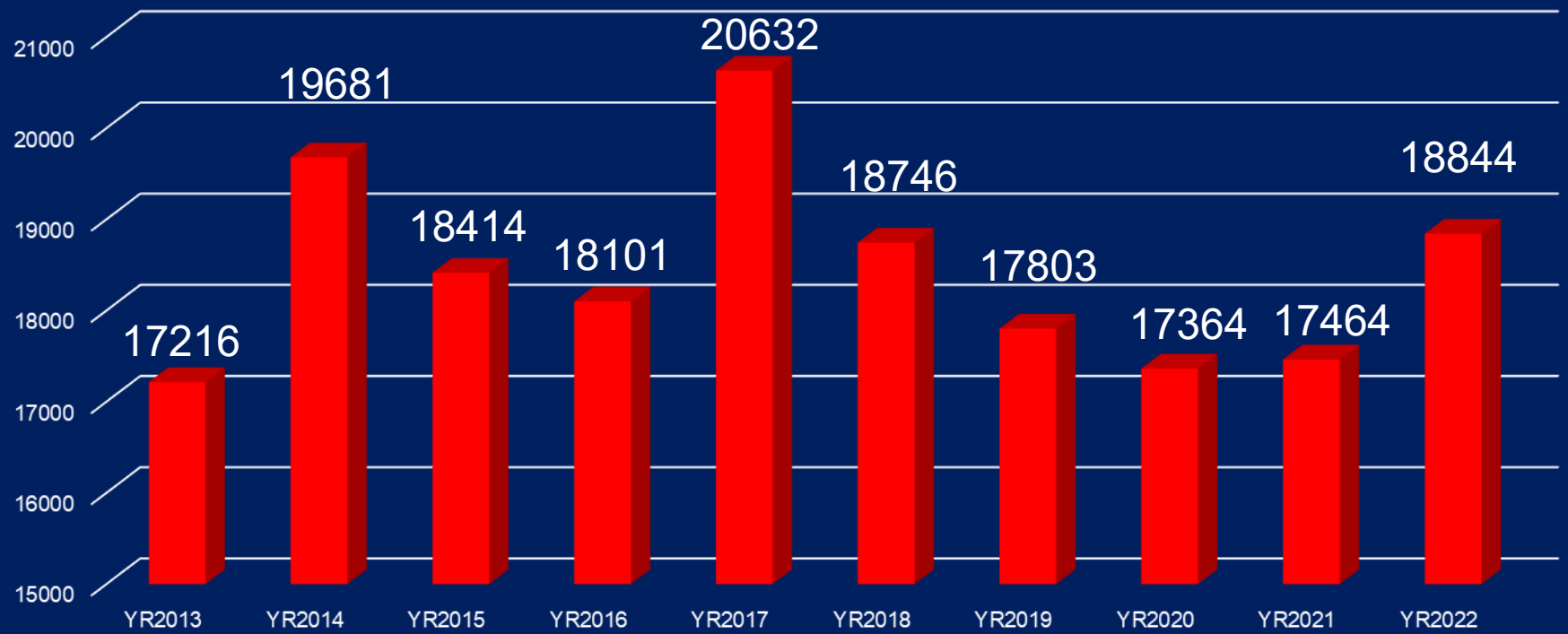
Total Training Taken Away From Lenoir Fire Department

1741.5

Total Training for 2022

18,844.5

TEN YEAR COMPARISON OF TRAINING HOURS



LENOIR FIRE DEPARTMENT

2022 ANNUAL REPORT

Training, Special Classes Firefighters Attended

- National Fire Academy: Four Firefighters attended this school
- Breathing Equipment School (Spring): Two firefighters attended this school
- F.D.I.C.: Five Firefighters attended this school
- Mid-winter Fire Chief's Conference: Three Officers attended this conference
- Breathing Equipment School (Fall): Two firefighters attended this school
- NCSFA Conference: Four Firefighters attended the Conference
- NC Fire Prevention School: One Firefighter attended the School
- High Angle Rescue School (Fall): Cancelled due to COVID
- NC/SC IAAI Conference: Four Firefighters attended this school
- UTV (ATV): All 58 firefighters attended this annual in-house training
- Burke, McDowell, Wilkes, and Cleveland County Schools: Eight Firefighters attended these schools

NC Rescue Association Conference: One Firefighter attended this Conference

NC Level II Inspector Class: Fire Marshal (Chief Jacobs) Attended

LENOIR FIRE DEPARTMENT
2022 ANNUAL REPORT
Fire Prevention and Inspections

Inspections

Occupancy group-A (*Assembly*)

| | |
|---|----|
| A-1 Assembly with fix setting for Performing arts or motion pictures. | 2 |
| A-2 Assembly uses intended for food and drink consumption. | 64 |
| A-3 Assembly uses intended for worship. | 36 |
| A-4 Assembly uses skating rinks and pools. | 1 |
| A-5 Ballfields/Stadium/Bleacher Seating | 11 |

Occupancy Group B (*Business*)

| | |
|---|-----|
| B | 209 |
|---|-----|

Occupancy Group E (*Educational*)

| | |
|---|----|
| E | 43 |
|---|----|

Occupancy Group F (*Factory/Industrial*)

| | |
|---|----|
| F-1 Factory Industrial with moderate-Hazard Occupancy | 46 |
| F-2 Factory Industrial with low-Hazard Occupancy | 14 |

Occupancy Group H

| | |
|---------------|---|
| H-1 Hazardous | 1 |
| H-2 Hazardous | 7 |

LENOIR FIRE DEPARTMENT
2022 ANNUAL REPORT
Fire Prevention and Inspections

| | |
|--|------------|
| H-4 Hazardous | 4 |
| Occupancy Group I (<i>Institutional</i>) | |
| I-2 Structures used for medical, nursing or custodial care on a 24 hour basis | 15 |
| I-3 Building and structures which are inhabited by 5 or more under restraints. | 2 |
| Occupancy Group M (Mercantile) | 72 |
| Occupancy Group R (Residential) | |
| R-1 Boarding house or Hotels | 13 |
| R-2 Apartment houses | 52 |
| R-3 Other Residential | 5 |
| R-4 Assisted Living Facilities | 6 |
| Residential Special – (Foster Homes) | 12 |
| Occupancy Group U (Tents) | 1 |
| S-1 Storage Group | 14 |
| S-2 Storage | 2 |
| Total Inspections | 638 |

LENOIR FIRE DEPARTMENT
2022 ANNUAL REPORT
Fire Prevention and Education

| | |
|--------------------------------|-----------|
| Classes/Presentation | 44 |
| Schools | |
| Number in attendance | 733 |
| Day Care | |
| Number in attendance | 356 |
| Senior Center | |
| Number in attendance | 42 |
| Church, Public Housing, etc... | |
| Number in attendance | 1532 |
| Smoke Detectors Issued | 96 |
| CO Detectors Issued | 0 |

LENOIR FIRE DEPARTMENT

2022 ANNUAL REPORT

Fire Loss vs. Save Report

- Total estimated value of property and contents for 2022 pre-fire responses:
\$105,638,150 (**total value**)
- In 2022, Lenoir Fire Department responded to 102 fires. Of these 102 fires, we had 43 structure fires, 19 vehicle fires, and 40 fires listed as other; an estimated total monetary fire loss of property and contents equaled to:
\$1,171,850 (**fire loss**)
- However of these same 102 fires, we were able to show that we potentially saved, of the same property and contents, an estimated monetary total equaled to:
\$104,466,300 (**saved**)

NC FIRE INSURANCE RATING

ISO Class 2

- In the state of North Carolina there are 1,533 rated fire districts. The City of Lenoir is rated as a **Class 2** fire district. The classification scale rates 1 to be the best protected and 9S to be the worst protected. Including all 1,533 fire districts, only 13 cities have a better fire rating than the City of Lenoir and another 15 share our Class 2 fire rating. The City of Lenoir Fire Department's fire rating is within the top 2% of all Fire Departments in NC.
- We get an insurance break for many of the commercial properties but by getting to Class 2 we get:
 - Faster response times
 - Operable, appropriate equipment to do various firefighting jobs
 - High levels of trained personnel
 - Contracts for more personnel and/or equipment if needed
 - Tested water systems that can appropriately put out fires or understood weak areas to prepare for
 - Communications for better responses and fire attacks
 - Public prevention with classes for public, inspections and investigations
 - Better outcomes in the event of fire