

2019 Annual Report

Lenoir Fire Department

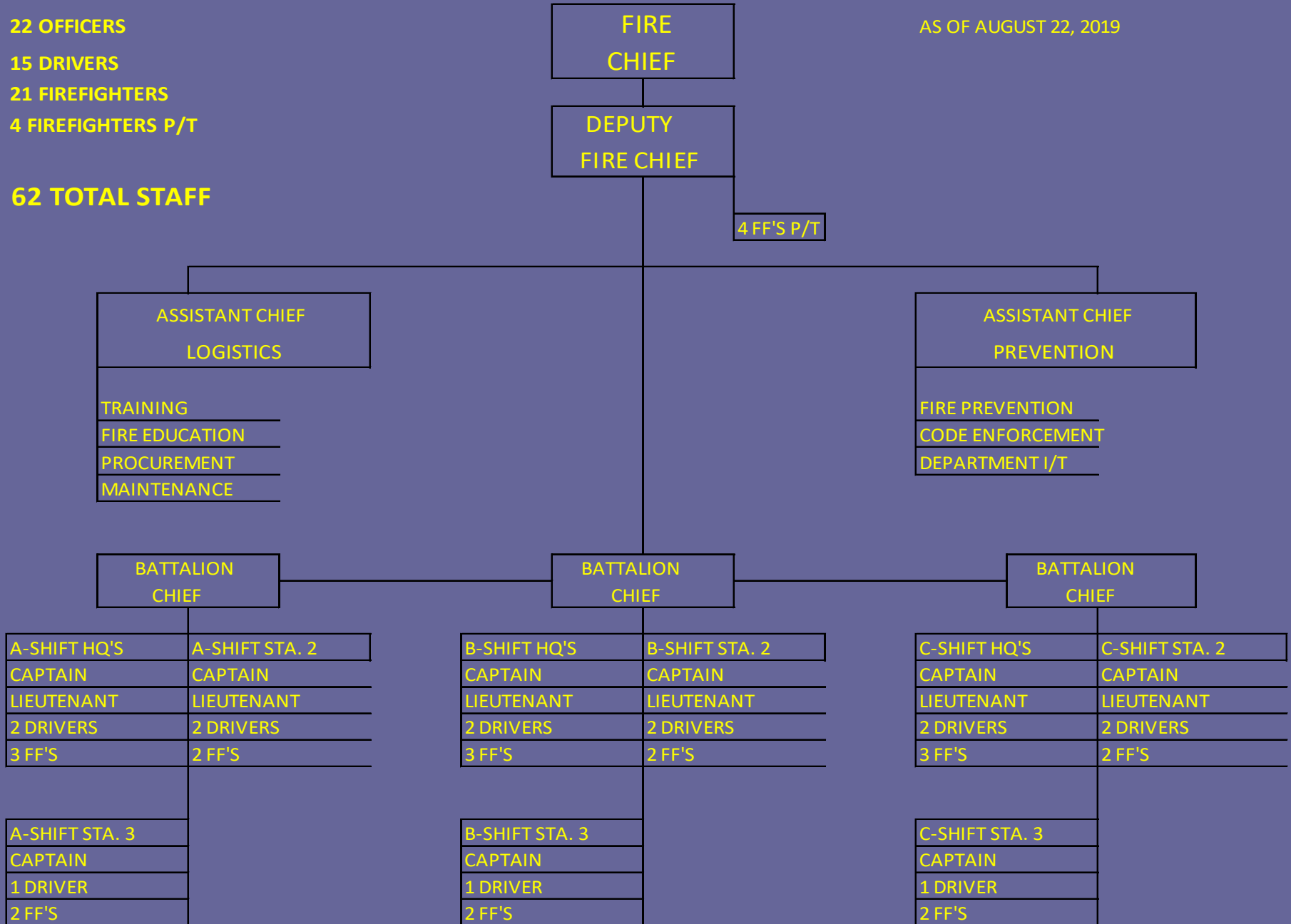


**142 Years of Service
1877-2019**

22 OFFICERS
 15 DRIVERS
 21 FIREFIGHTERS
 4 FIREFIGHTERS P/T

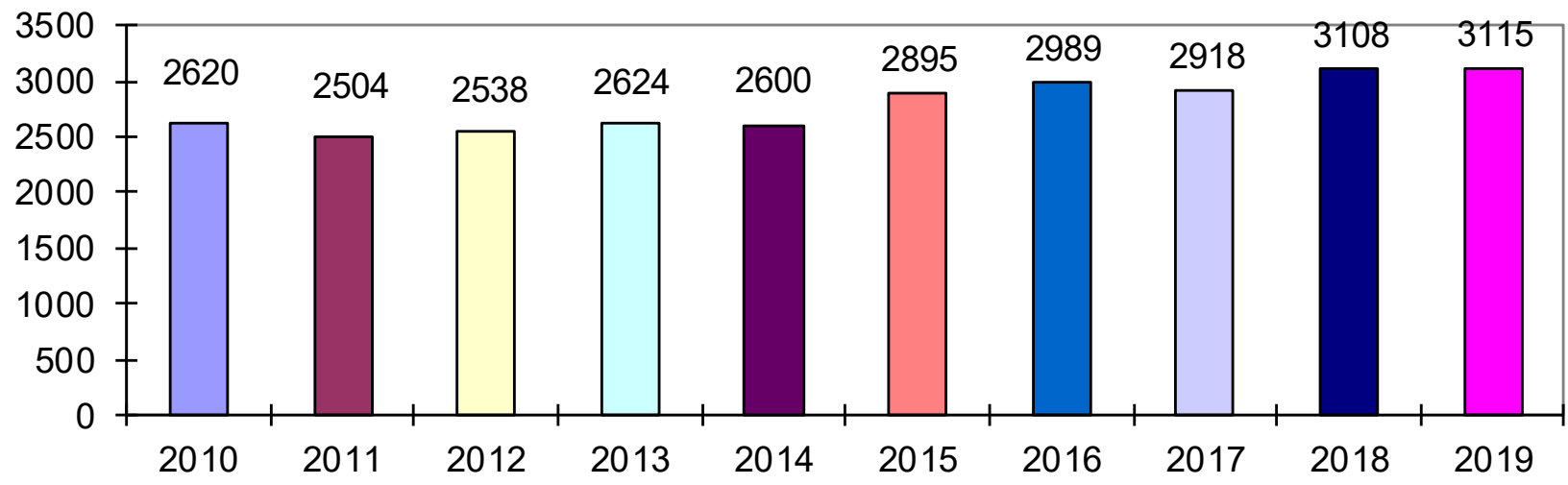
62 TOTAL STAFF

AS OF AUGUST 22, 2019



LENOIR FIRE DEPARTMENT
2019 ANNUAL REPORT
Incident Reports

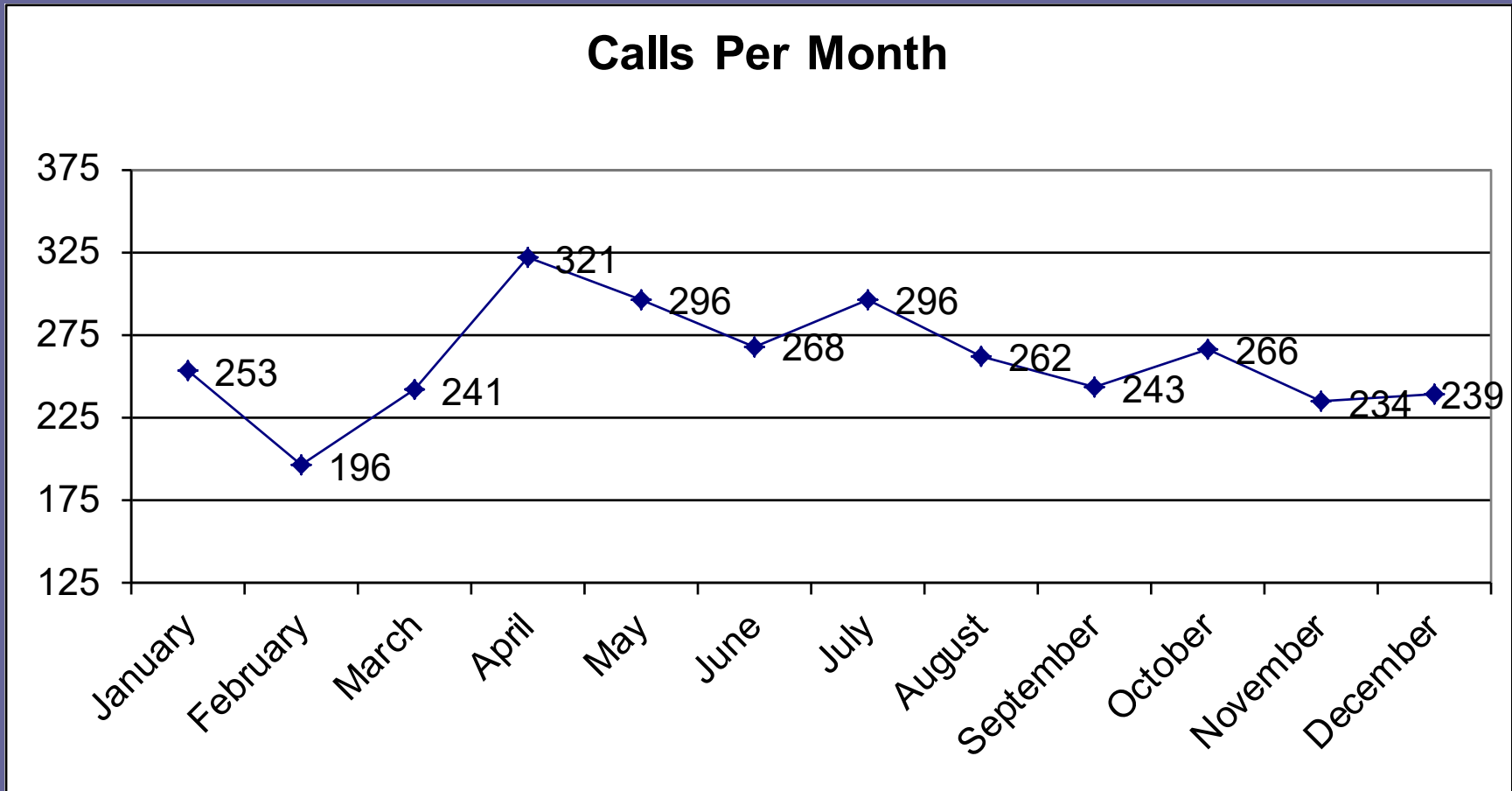
TEN YEAR COMPARISON OF INCIDENT CALLS



LENOIR FIRE DEPARTMENT

2019 ANNUAL REPORT

Calls per month



LENOIR FIRE DEPARTMENT

2019 ANNUAL REPORT

Responses by Districts

3,115 Total Calls for Service in 2019

Station #1 – 2,189 Responses, 70.3% of total calls

Station #2 – 799 Responses, 25.6% of total calls

Station #3 – 127 Responses, 4.1% of total calls

NOTE: Station #3 became operational on August 22, 2019.
A more accurate percentage should be available in 2020.

LENOIR FIRE DEPARTMENT

2019 ANNUAL REPORT

Suppression Report

<u>Fires</u>	2019	2018
Building fires	27	25
Vehicle fires	11	14
Brush or grass fires	66	45
Trash or dumpster fires	16	8
Other fires	9	11
Total Fire calls	129	103
<u>False Alarms</u>		
Alarm system sounded, no fire	86	83
Smoke detector activation due to malfunction	166	138
Sprinkler activation due to malfunction	43	47
False alarm, other & Bomb Threats	173	122
Total suppression calls	468	390


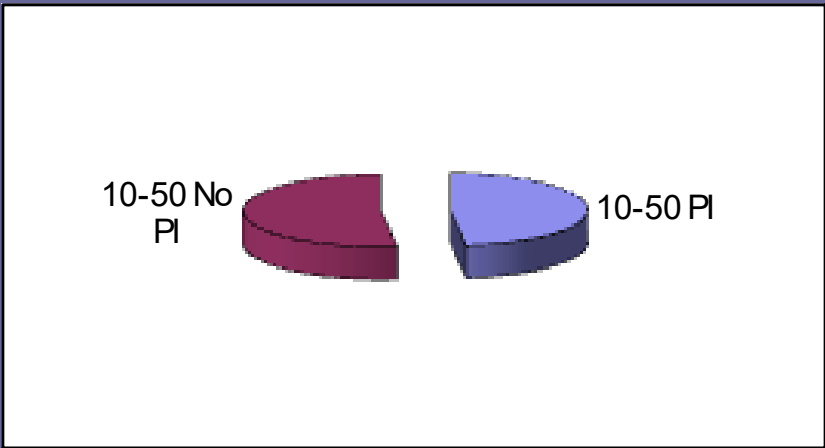
Average Response Time for 2019 Calls – 3:58 Minutes

***After we have been dispatched**

LENOIR FIRE DEPARTMENT

2019 ANNUAL REPORT

EMS Calls	2019	2018
Medical calls	1,641	1,617
EMS Lift Assistance*	75	
Assist Invalid*	6	
10-50 Personal Injury	91	109
10-50 No Personal Injury	98	116
Total Medical Calls	1,911	1,842



LENOIR FIRE DEPARTMENT**2019 ANNUAL REPORT****Miscellaneous Call Report**

	<u>2019</u>	<u>2018</u>
Hazardous Condition/Materials Spills or Leaks	84	77
Public Service Calls	347	496
Rescue Calls	96	110
Cover Assignment/Stand-by	80	100
Total Miscellaneous Calls	607	783

LENOIR FIRE DEPARTMENT

2019 ANNUAL REPORT

Training

Hours

Total Training In-House

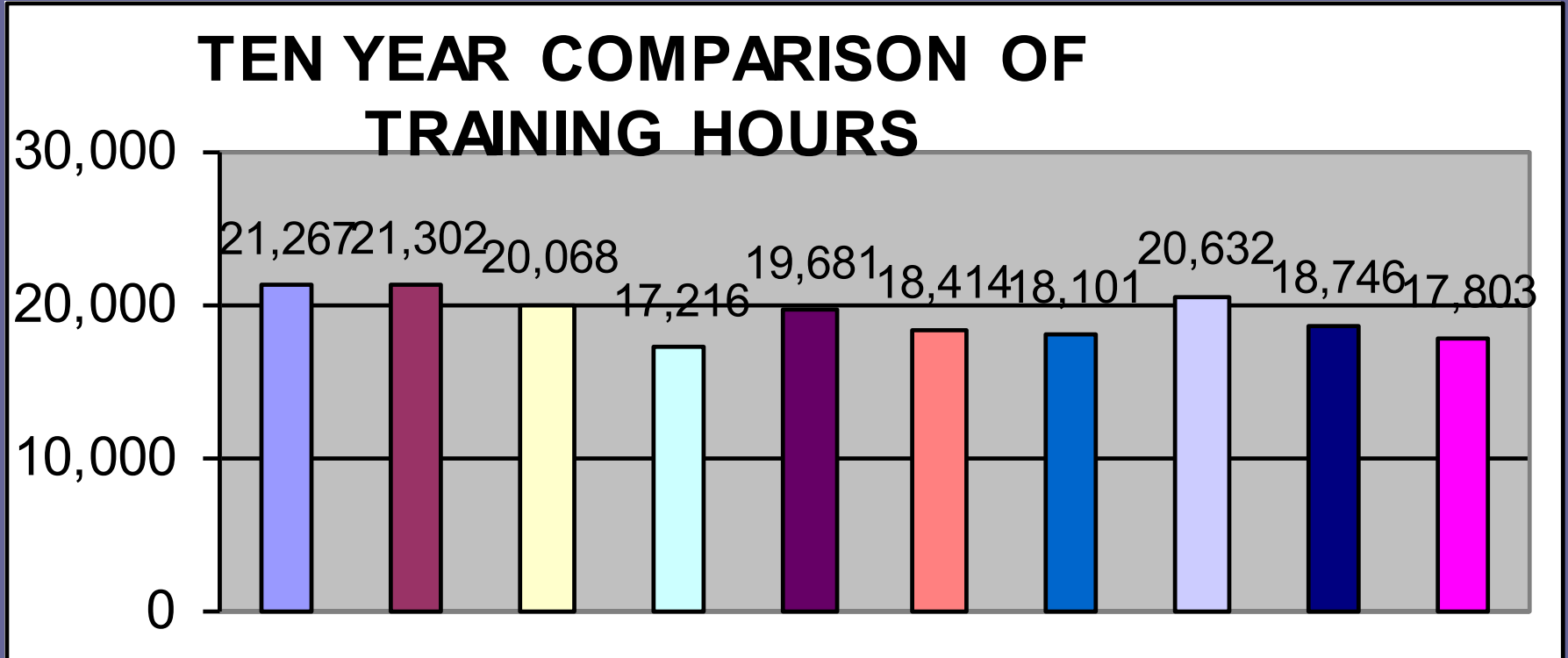
15,120

Total Training Taken Away From Lenoir Fire Department

2,683

Total Training for 2019

17,803



LENOIR FIRE DEPARTMENT

2019 ANNUAL REPORT

Training, Special Classes Firefighters Attended

- National Fire Academy: Six firefighters attended this school
- Breathing Equipment School (Spring): Two firefighters attended this school
- F.D.I.C.: Six firefighters attended this conference
- Mid-winter Fire Chief's Conference: Seven Officers attended this conference
- Breathing Equipment School (Fall): Two firefighters attended this school
- NCSFA Conference: Five firefighters attended this conference
- NC Fire Prevention School: One firefighter attended this school
- High Angle Rescue Schools (Spring): Two firefighters attended this school
- High Angle Rescue School (Fall): One firefighter attended this school
- NC/SC IAAI Conference: Four firefighters attended this school
- UTV (ATV): All 58 firefighters attended this annual in-house training
- Burke, McDowell, Wilkes, and Cleveland County Schools: Five firefighters attended these regional county schools

LENOIR FIRE DEPARTMENT
2019 ANNUAL REPORT
Fire Prevention and Inspections

Inspections

Occupancy group-A (*Assembly*)

A-1 Assembly with fix setting for Performing arts or motion pictures.	5
A-2 Assembly uses intended for food and drink consumption.	30
A-3 Assembly uses intended for worship.	18
A-4 Assembly uses skating rinks and pools.	1
A-5 Ballfields/Stadium/Bleacher Seating	2

Occupancy Group B (*Business*)

B	61
---	----

Occupancy Group E (*Educational*)

E	35
---	----

Occupancy Group F (*Factory/Industrial*)

F-1 Factory Industrial with moderate-Hazard Occupancy	15
---	----

Occupancy Group H

H-3 Hazardous	2
---------------	---

Occupancy Group I (*Institutional*)

I-1 Building with more than 16 people on a 24 hours basis with disabilities .	2
---	---

LENOIR FIRE DEPARTMENT
2019 ANNUAL REPORT
Fire Prevention and Inspections

Occupancy Group I (<i>Institutional</i>)	
I-2 Structures used for medical, nursing or custodial care on a 24 hour basis	16
I-3 Building and structures which are inhabited by 5 or more under restraints.	1
Occupancy Group M (Mercantile)	
35	
Occupancy Group R (Residential)	
R-1 Boarding house or Hotels	8
R-2 Apartment houses	16
R-3 Other Residential	10
R-4 Assisted Living Facilities	3
Occupancy Group U (Tents)	
2	
Total Inspections	262

LENOIR FIRE DEPARTMENT
2019 ANNUAL REPORT
Fire Prevention and Education

Classes/Presentation	43
Schools	
Number in attendance	1,801
Day Care	
Number in attendance	685
Senior Center	
Number in attendance	270
Church, Public Housing, etc...	
Number in attendance	963
Smoke Detectors Issued	82
CO Detectors Issued	2

LENOIR FIRE DEPARTMENT

2019 ANNUAL REPORT

Fire Loss vs. Save Report

- Total estimated value of property and contents for 2019 pre-fire responses:
\$24,448,710 (**total value**)
- In 2019, Lenoir Fire Department responded to 104 fires. Of these 104 fires, we had 35 structure fires and 15 vehicle fires, an estimated total monetary fire loss of property and contents equaled to:
\$1,130,460 (**fire loss**)
- However of these same 104 fires, we were able to show that we potentially saved, of the same property and contents, an estimated monetary total equaled to:
\$23,318,250 (**saved**)

NC FIRE INSURANCE RATING

- In the state of North Carolina there are 1,500 rated fire districts. 365 of these are rated as municipal fire districts. The City of Lenoir is rated as a **Class 3** fire district. The classification scale rates 1 to be the best protected and 9S to be the worst protected. Including all 1,500 fire districts, only 34 cities have a better fire rating than the City of Lenoir.
- What does this mean to our citizens in dollars and cents? If you live in Caldwell County, outside the City of Lenoir in a 9S fire district, and live in a \$100,000.00 home, you will pay approximately \$565.00 a year for homeowners insurance. If you live in the City of Lenoir which has a **Class 3** fire insurance rating and live in a \$100,000.00 home, you will pay approximately \$401.00 a year for home owners insurance. This translates into a savings of approximately \$164.00 each year. If you live in a \$200,000.00 home in the City of Lenoir you will pay approximately \$669.00 a year for home owners insurance, saving approximately \$251.00 each year.